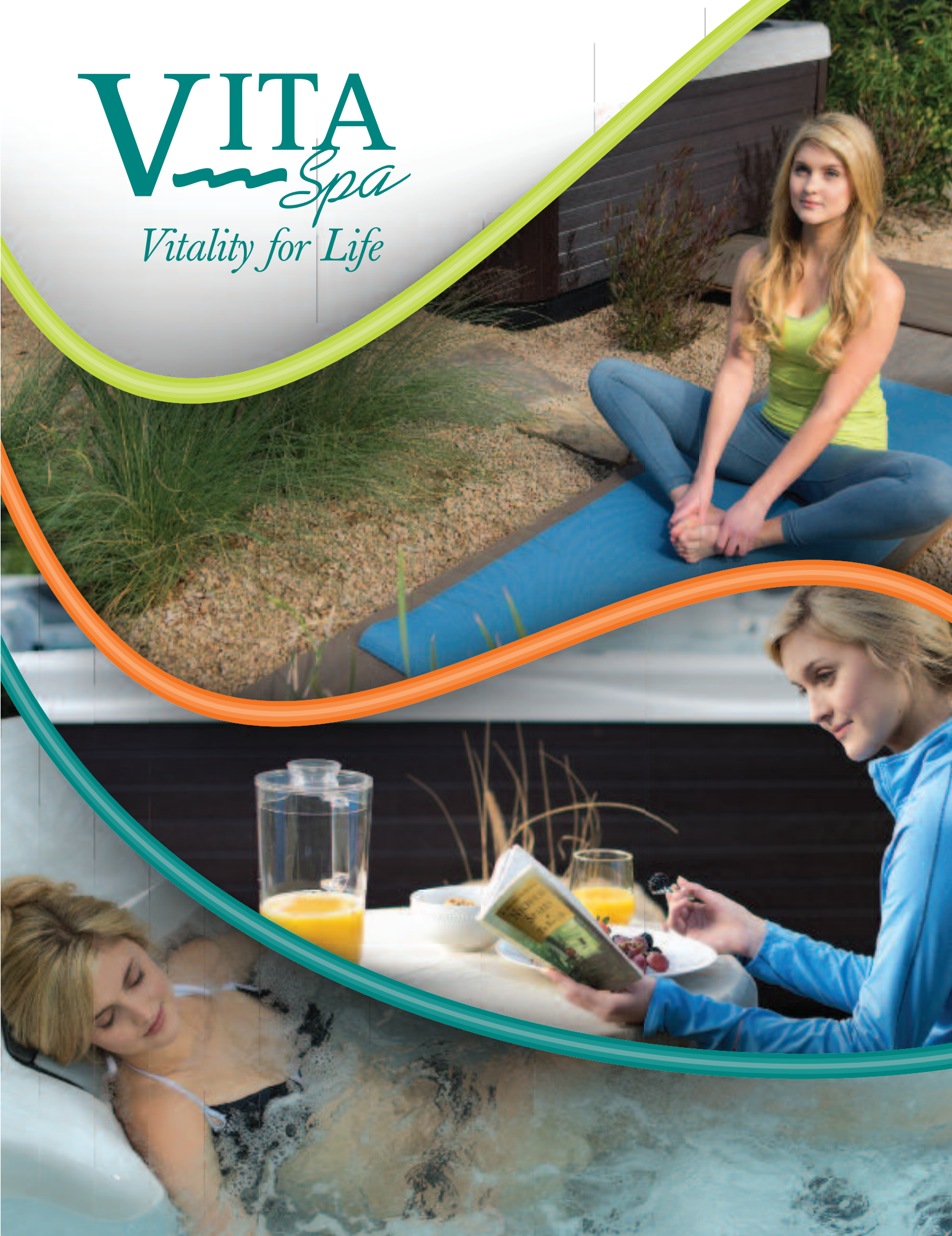


VITA

Spa
Vitality for Life





A Vita Spa hot tub is shown in a garden setting. The hot tub has a white top and a dark brown body. It is surrounded by greenery, including bamboo stalks and various plants. A large, light-colored rock is positioned next to the hot tub. The ground is covered with gravel and some blue fabric is visible in the bottom left corner.

Vitality for life

Welcome to the world of Vita Spa, it's much closer than you think. Only foot steps away...just outside your backdoor...your own personal spa. This is a place where serenity and peace reign. Your aching body will find restoration here, and healing waters will massage and renew your sore muscles.

For over 30 years, Vita Spa has been synonymous with quality, comfort, and innovation. Your new Vita Spa has been created with an amazing array of features to provide you with Vitality for Life.



Hydrotherapy

Heat, buoyancy and massage

It's called Hydrotherapy, and it's at work in a Vita Spa. Hop in, shift gears and just for a while let the world stand still. So much more than just a hot tub, a Vita Spa is like a personal masseuse.

These jets were made for healing.

Whether it's the stress of the day, sleepless nights or overworked muscles, Vita Spa's jets were designed to heal. Think of them as your own personal masseuse waiting to work those aches and pains away. Our jets offer a variety of effects and are completely adjustable to satisfy your own individual needs. Be it light, swirling massages, to deep penetrating ones, pulsating jet streams or a soothing whirlpool action, once you experience the natural healing power of our jets, you'll be left wondering how you ever got by without them.



Turbo Whirlpool

Used to create whirlpool action in the spa this jet also provides our most powerful massage.



Select-A-Swirl™

Swirling or direct, kneading massage. With the Select-A-Swirl's fully adjustable jet, you can select from a kneading massage back to an invigorating deep tissue massage.



Twin-Spin Pulsator

Imagine streams of water rhythmically pulsating sore muscles and joints promoting blood flow and circulation that will relieve pain and stiffness.



Vortex Stream Plus™

A powerful jet that results in strong, streams that soothe even the most overworked muscles.



Tension Ease

Indulge yourself as this jet gives a targeted massaging action to penetrate deep into your upper back, neck, and shoulders, where your body is most affected by tension. Individually adjustable for maximum enjoyment.



Cluster / Acupressure

These jets appear in groups of two or more. Cluster jets provide a vigorous, therapeutic, pinpoint of pressure. With a twist of a finger, its pressure can be adjusted from a strong stream to a calming, soothing massage.



Complete Massage

A Vita Spa is designed to deliver a complete back massage like you would get at a massage clinic. In a complete back massage there are five movements or techniques that are commonly performed to improve circulation, relieve tension and relax. These are; effleurage, petrisage, tapotement, circular friction and vibratory. Your Vita Spa utilizes different types of jets in specific configurations throughout the spa to deliver these treatments.

Effleurage

Effleurage: this is a sliding or gliding massage performed along the back in a continuous motion. Effleurage is both extremely relaxing and healing. This treatment is accomplished using jets designed to flow water upwards along the back. There are three different arrays for a complete effleurage massage.



Petrisage

This is a french word that means "kneading". This treatment is done by larger swirling jets in various locations in the seats that swirl and knead the back. A petrisage treatment relieves tension and pain locked deep in the muscles.



Tapotement

This treatment is a rhythmic tapping using the edges of the hands or lightly with the palms. Tapotement is done using specially designed jets placed in a variety of seats that pulse the water to deliver this effect. A tapotement massage promotes blood flow and circulation to help the body carry away toxins and acids that can build up and cause pain and stiffness.



Circular Friction

This is also called cross fiber massage and is achieved by precise and powerful circular jets that deliver this effect in a variety of positions according to where they are located in the spa. A circular or "cross fiber" treatment unlocks stiff and tired muscles to relieve stress and increase mobility.





Vibratory

This treatment is used to stimulate blood flow over the entire body all at once and aid the body to remove oxidants and acids that can cause stiffness and pain. The Champagne Air system option effectively vibrates the water all around the bather to produce an effective and relieving treatment.

Reflexology

In addition to the "complete massage" provided by the Vita jetting systems, hand and foot massage systems are included for a "reflexology" type of treatment. Reflexology targets the nerve endings in the hands and feet that are connected to the entire body. Effectively massaging these areas is one of the keys to relaxing the entire body.

Sometimes it's the little things

Like SenFlo™, a Vita exclusive which uses Sen modules in the spa design to massage and stimulate feet and hands. Experience the amazing feeling of SenFlo™ Therapy.



Complete Connectivity

Complete Control at the Tip of Your Finger

Why go out in the cold to check your hot tub when you can do it from the comfort of your home or office. With the Vita Spa hot tub app you have complete control of your 700 series hot tub from anywhere. Control the temperature, change filter cycles to save money or turn on the jets and lights before slipping into the soothing waters.

Download the App

The Vita Spa control app is available through iTunes, the App Store, or Google Play. Search "Vita Spas - spa control".



The Zone

The Symphonic Wave Seat

Pinpoint the parts of your body in need of most relief with accurate precision. Zone-by-zone, this seat sequentially provides a vigorous massage directly to the neck, shoulder, and upper and lower areas of your back. Controlling speed and sequence is as simple as a touch of your fingertip.

Optional feature on the Rendezvous and Mystique.



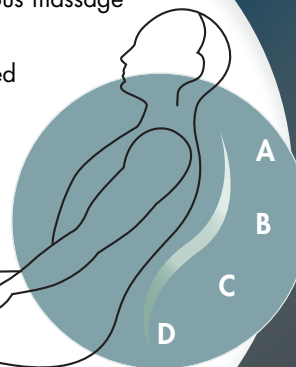
Each zone has been painstakingly designed to provide you with intense relief and absolute pleasure.

Zone A: Targets neck and shoulders, relieving stiffness.

Zone B: Directs a vigorous massage to the upper back.

Zone C: Targets sore, strained middle back muscles.

Zone D: Relieves lower back pain.



Superior Quality

The steel structure design in Vita Spa hot tubs 700 and 500 series allows for complete service of the entire structure and all mechanical parts. Essentially the spa can be serviced and brought back to factory specifications right in your backyard. We call this feature "Appliance Grade". It is important to consider the serviceability of your hot tub, just as you would in any other home appliance.



Steel Sub-Structure

The Steel Sub-Structure used in Vita Spa hot tubs 700 and 500 series has the highest strength to weight ratio of any building material available. The light-gauge steel frame provides greater structural integrity than wood, as well as superior corrosion protection for a much longer life. Unlike wood, steel is dimensionally stable. It will not expand or contract with moisture, which over time can damage the spa's exterior. Sturdy and built to last, the inorganic properties will never rot, warp, split or crack and eliminate worries of animal infestation or termite damage. Stronger, more durable, and ideal for the environment - it's the obvious choice for a lifetime of worry-free fun.

Lifetime Steel Structure Warranty

The steel frame is the backbone and support for the entire spa. The Steel Structure of your Vita Spa hot tub carries a lifetime warranty. This means for the lifetime of your ownership you can feel secure knowing any component of the structural frame will be replaced or fixed to factory specifications should it become damaged in the operation of the spa.



- **40% lighter, yet 250% stronger than traditional wood frames**
- **Weatherproof**
- **Corrosion-free**

ABS Sealed Base

The **ABS Sealed Base** is an integral part of the support structure in a Vita Spa hot tub. It's one-piece construction provides a rugged foundation that seals the bottom of the spa, locking in heat and sealing out moisture.



Service

Should your Vita Spa appliance grade hot tub ever need maintenance, it can be serviced and put completely back together to factory specifications. This is not possible with conventional foam-filled hot tubs as they are extremely hard to service and are typically damaged in the process. It is very costly to bring these older designs back to factory installation specifications.



Servicing a Foamed Filled Spa

Submerge yourself in purity.

The Vita Spa 700 Series Filtration System

Our dual filtering system ensures that maximum amount of water passes through the filter before it re-enters the spa. The first filter is driven by the powerful jet pumps, which rapidly circulates large amounts of water back into the spa. The second filter, works with the 24 hour circulation pump, incorporating our special cartridge element which filters out debris and particles. The CleanZone™ ozonator oxidizes bacteria in the water while the CleanZone™ II UV System neutralizes hard to kill bacterias. What does this all mean? Crystal clear water, minimal maintenance and a healthy, purifying experience for you.

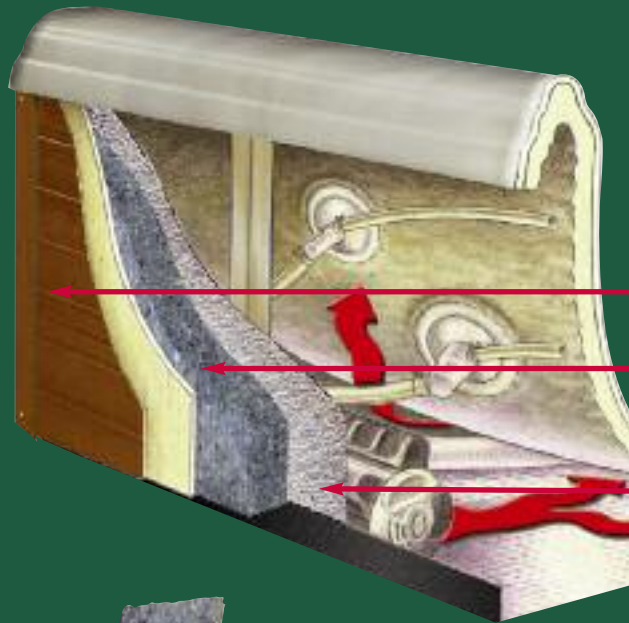


The Power of Ozone and UV

We've taken our cue from nature combining the benefits of ozone and UV light. The purification process starts with 100% continuous filtration. This means all the water is continually being filtered and purified. The use of UVC light is the same technology utilized in many communities around the world to purify drinking water. The Ozone System is used to oxidize and clean your spa water. This high quality of water is one of the most important features to consider when evaluating a spa.



Vital Energy



- Excel-X® Siding
- Recycled Green Insulation
- Radiant Heat Reflective Insulation

Vital Energy Insulation System

The Vital Energy Insulation System features eco-friendly recycled insulation. Made from recycled natural fiber, it is approved by the U.S. Green Building Council. The insulation contains no chemical irritants, is treated with a borate-based solution to prevent mold/mildew growth, pest infestation, and acts as a fire retardant. Vital Energy replaces urethane foam commonly used in "foam filled" hot tubs. The "foam filling" process in conventional spas can produce as much as 50 lbs of volatile organic components (VOC's) which are harmful to the environment.



Torch at approx. 5,000°F





700 Series Control

700 Series Control Pad

The industry's most imaginative and technologically advanced control system. The backlit LCD on-screen graphics and easy-to-read text makes this new control pad a consumer favorite. Standard on 700 Series.

500 Series Control Pad


- Large, easy to read LCD temperature display.
- Energy saving LED backlighting.
- Programmable filter cycles.
- Simple, easy to follow menus.
- Direct button activated features.

500 Series Control



Powerpack with M7 Technology

An advanced, state of the art spa controller provides the ultimate in ease of use, safety and reliability for every spa user. The Powerpack with M7 Technology is a revolutionary new hardware/software platform that completely eliminates mechanical sensor switches and remote through-wall temperature sensors. The M7 platform features two identical solid state sensors that mount inside the heater manifold. These "Smart Sensors" accurately and reliably measure water temperature while monitoring critical water conditions without the possibility of failure due to mechanical switch malfunction.



Truly in control

Our control pad allows you to turn on your spa, control heat and its jets with a simple touch. But it doesn't stop there, the advanced technology provides you with many key features to enhance the use of your spa. Features such as our reversible display, which allows you, with a simple touch of a finger, to reverse the spa panel so that it reads from the inside or outside of the spa. You can program the exact day and time of filtration and heat.

Our control lockout feature ensures that your spa settings stay yours.

300 Series Control Pad

This consumer friendly control pad offers LCD "day and night" display, is easy to operate, and contains solid state marine grade components.



56 Frame Pump

Vita Spa hot tubs utilize industrial duty 56 frame pumps in all of their 240 Volt models. The 56 frame motor is larger, more powerful and delivers higher water flow for better jet performance than the 48 frame motors found in most spas. They also run cooler for longer life and have lower amp draw for lower operating costs.



300 Series Controls

Product lineup | 700 series

Mystique *The Fitness Spa*

Every feature, every curve, every seat, every detail of the Mystique is designed with you in mind. The Mystique is a marvel of function and technology. With seating for 6, this large fitness spa will relax as well as invigorate the users. Work out with the fitness bands and when you are done, slip into your favorite seat and let the soothing waters ease those tired muscles. The Mystique has something for everyone.



Seating: 6 Occupants
Size (LxWxH): 90" x 114" x 38"
229 x 290 x 96.5 cm
Weight Dry/Wet: 935 / 4943 lbs.
424 / 2242 kg
Gals/Liters: 480 / 1817
Pumps: Pump 1 3.0Hp/5.9bHp, 240V, 2Sp
Pump 2 3.0Hp/5.9bHp, 240V, 2Sp
Pump 3 3.0Hp/5.9bHp, 240V, 1Sp
Blower 1.5Hp/3bHp, 1Sp
Voltage/Amps: 240V/40A/60A
Total: 57 Jets

Aurora Cascade Water Features	2
Stainless Steel Jets	•
AquaGlo™	•
VitAroma™	•
Excel-X™ (Simulated Wood)	•
24-Hour Filtration	•
Freeze Protection	•
Vital Energy Insulation System	•
Steel Frame	•
Perma-Shield™ Bottom Pan	•
Premier Styled Cover	•
Champagne Air (includes 20 air jets)	•
CleanZone™	•
Wifi Connectivity	•

Options:	
Vita Tunes	•
CleanZone™ II UV Sanitization	•
Exercise Equipment	•
Symphonic Wave Seat	•



Shown with optional Vita Tunes and Symphonic Wave Seat.

Mystique is available in the following acrylic colors:


Sahara



Silver Marble



Tuscan Sun





Shown with optional Vita Tunes, Champagne Air, and Symphonic Wave Seat

Seating: 6 Occupants
 Size (LxWxH): 92" x 92" x 38"
 234 x 234 x 96.5 cm
 Weight Dry/Wet: 1167 / 4841 lbs.
 529 / 2195 kg
 Gals/Liters: 440 / 1,665
 Pumps: Pump 1 3.0Hp/5.9bHp, 240V, 2Sp
 Pump 2 3.0Hp/5.9bHp, 240V, 2Sp
 Pump 3 3.0Hp/5.9bHp, 240V, 1Sp
 Voltage/Amps: 240V/40A/60A
 Total: 73 Jets

Aurora Cascade Water Features	2
Stainless Steel Jets	•
AquaGlo™	•
VitaAroma™	•
Excel-X™ (Simulated Wood)	•
24-Hour Filtration	•
Freeze Protection	•
Vital Energy Insulation System	•
Steel Frame	•
Perma-Shield™ Bottom Pan	•
Premier Styled Cover	•
CleanZone™	•
Wifi Connectivity	•

Options:

Vita Tunes	•
Champagne Air (includes 20 air jets)	•
CleanZone™ II UV Sanitization	•
Symphonic Wave Seat	•



Rendezvous

With seating for up to 7 people, the Rendezvous is powered by 3 high powered jet pumps. It features 73 jets with 2 Aurora Cascade water features. This spa boasts premium features such as VitaRoma™ therapy, the Symphonic Wave Seat, and SenFlo™ therapy making this spa exceptional in every way.



Shown with optional Vita Tunes and Champagne Air.

Seating: 6-7 Occupants
 Size (LxWxH): 92" x 92" x 38"
 234 x 234 x 96.5 cm
 Weight Dry/Wet: 972 / 4395 lbs.
 440 / 1993 kg
 Gals/Liters: 410 / 1,552
 Pumps: Pump 1 3.0Hp/5.9bHp, 240V, 2Sp
 Pump 2 3.0Hp/5.9bHp, 240V, 2Sp
 Voltage/Amps: 240V/40A/60A
 Total: 56 Jets

Aurora Cascade Water Features	2
Stainless Steel Jets	•
AquaGlo™	•
VitAroma™	•
Excel-X™ (Simulated Wood)	•
24-Hour Filtration	•
Freeze Protection	•
Vital Energy Insulation System	•
Steel Frame	•
Perma-Shield™ Bottom Pan	•
Premier Styled Cover	•
CleanZone™	•
Wifi Connectivity	•

Options:

Vita Tunes	•
Champagne Air (includes 10 air jets)	•
CleanZone™ II UV Sanitization	•



Product lineup | 700 series

Cabaret

Classic styling, spacious and unique, the Cabaret has it all. With 56 therapy jets and 2 water features, it's easy to see why the Cabaret is such a popular model. Just add your favorite VitAroma™ scent, select your favorite color with our exclusive AquaGlo™ feature, then drift away to your special place.

Nuage

The Nuage gives you a reason to stay home. Offering barrier free seating for up to 7, the Nuage's high powered therapy pumps deliver a full-action, deep muscle massage. It features 4 corner seats including Vita's exclusive Whitewater Seat and a comfortably placed foot dome, ensuring the maximum in hydrotherapy and comfort. The perfect spa for entertaining.

Seating: 6-7 Occupants
 Size (LxWxH): 83" x 83" x 38"
 211 x 211 x 96.5 cm
 Weight Dry/Wet: 957 / 4205 lbs.
 434 / 1907 kg
 Gals/Liters: 389 / 1,472
 Pumps: Pump 1 3.0Hp/5.9bHp, 240V, 2Sp
 Pump 2 3.0Hp/5.9bHp, 240V, 2Sp
 Voltage/Amps: 240V/40A/60A
 Total: 48 Jets

Aurora Cascade Water Features	2
Stainless Steel Jets	•
AquaGlo™	•
VitAroma™	•
Excel-X™ (Simulated Wood)	•
24-Hour Filtration	•
Freeze Protection	•
Vital Energy Insulation System	•
Steel Frame	•
Perma-Shield™ Bottom Pan	•
Premier Styled Cover	•
CleanZone™	•
Wifi Connectivity	•

Options:	•
Vita Tunes	•
Champagne Air (includes 10 air jets)	•
CleanZone™ II UV Sanitization	•



Shown with optional Vita Tunes and Champagne Air.



Product lineup | 700 series

Chateau

Our most popular model, the Chateau, creates a soothing and tranquil setting for you to escape to. But it's not just for one, you should invite your friends. 45 water jets will pamper and soothe every muscle of your body. The Chateau boasts our most comfortable lounge seat.



Shown with optional Vita Tunes and Champagne Air.

Seating:	5-6 Occupants
Size (LxWxH):	83" x 83" x 38"
	211 x 211 x 96.5 cm
Weight Dry/Wet:	936 / 3507 lbs.
	424 / 1590 kg
Gals/Liters:	308 / 1,165
Pumps:	Pump 1 3.0Hp/5.9bHp, 240V, 2Sp
	Pump 2 3.0Hp/5.9bHp, 240V, 2Sp
Voltage/Amps:	240V/40A/60A
Total:	45 Jets

Aurora Cascade Water Features	2
Stainless Steel Jets	•
AquaGlo™	•
VitAroma™	•
Excel-X™ (Simulated Wood)	•
24-Hour Filtration	•
Freeze Protection	•
Vital Energy Insulation System	•
Steel Frame	•
Perma-Shield™ Bottom Pan	•
Premier Styled Cover	•
CleanZone™	•
Wifi Connectivity	•

Options:	•
Vita Tunes	•
Champagne Air (includes 10 air jets)	•
CleanZone™ II UV Sanitization	•



Seating: 6 Occupants
 Size (LxWxH): 91.5" x 91.5" x 35"
 232 x 232 x 89 cm
 Weight Dry/Wet: 898 / 4085 lbs.
 407 / 1853 kg
 Gals/Liters: 420 / 1,590
 Pumps: Pump 1 3.0Hp/5.9bHp, 240V, 2Sp
 Pump 2 3.0Hp/5.9bHp, 240V, 2Sp
 Cascade Pump 1.0Hp 115V, 1Sp
 Voltage/Amps: 240V/40A/60A
 Total: 51 Jets


Aurora Cascade Water Features 4
 Stainless Steel Jets •
 Excel-X™ (Simulated Wood) •
 Freeze Protection •
 Vital Energy Insulation System •
 Steel Frame •
 Perma-Shield™ Bottom Pan •
 Premier Styled Cover •
 CleanZone™ •
 Wifi Connectivity •

Options: •
 Vita Tunes •
 CleanZone™ II UV Sanitization •
 Pedestal Lights •



Shown with optional Vita Tunes.

Fontaine is available with the following siding colors:



Fontaine

The Fontaine was designed to transform your backyard into the perfect spa retreat. With a little imagination you can integrate this modern design hot tub into your modern backyard. Add your own personal touch to the look by incorporating decorative elements into the patented exhibition edge. As the Fontaine becomes the center piece of your retreat, it also provides hydrotherapy. Enjoy the beauty of this modern work of art as you slip into its therapeutic waters.

Acrylic Colors

Desert



Sahara



Denim



Latte




Linen



Gypsum




Tuscan Sun



Silver Marble



Midnight Canyon



Storm Clouds



Teak



Gray



Mocha



Excel-X™

Made out of a high impact composite, Excel-X™ looks and feels like real natural wood.

Excel-X is ecologically friendly, doesn't weather or stain, and is virtually maintenance free. Doesn't that make you feel better? Available in Teak, Gray and Mocha.

Exclusive Features



VitAroma™

Aromatherapy revisited. Specially designed jets infuse the air with fragrance, sedating the mind, arousing the senses, easing the body, leaving behind no oily film or residue. Would you like to sit in a meadow of wild flowers? Drift on a pillow of lavender? VitAroma™ can take you there. By



using the extracts of pure essential oils from herbs, plants, and flowers, we've incorporated the health-promoting qualities of aromatherapy into our VitAroma™ air massage therapy. Drop any one of our four aromatic fragrance canisters in the VitAroma™ dispenser and the fragrance fills the air. It's as simple as that.



Trio

Seating: 3 Occupants
 Size (LxWxH): 66" x 83" x 30.5" 168 x 211 x 77 cm
 Weight Dry/Wet: 510 / 2070 lbs. 231 / 939 kg
 Gals/Liters: 195 / 740
 Pumps: Pump 1 3.0Hp/5.9bHp, 240V, 2Sp
 Voltage/Amps: 240V/30A/40A
 Total: 19 Jets

Water Features 0
 Stainless Steel Jets •
 AquaGlo™ •
 Excel-X™ (Simulated Wood) •
 Freeze Protection •
 Vital Energy Insulation System •
 Steel Frame •
 Perma-Shield™ Bottom Pan •
 Premier Styled Cover •

Options:
 Champagne Air •
 (includes 14 air jets) •
 CleanZone™ •

Shown with optional Champagne Air.

Joli

Seating: 4 Occupants
 Size (LxWxH): 82" x 69.5" x 32" 208 x 177 x 81 cm
 Weight Dry/Wet: 792 / 2871 lbs. 359 / 1302 kg
 Gals/Liters: 249 / 942
 Pumps: Pump 1 3.0Hp/5.9bHp, 240V, 2Sp
 Pump 2 3.0Hp/5.9bHp, 240V, 1Sp
 Voltage/Amps: 240V/40A/60A
 Total: 44 Jets

Aurora Cascade Water Feature 2
 Stainless Steel Jets •
 AquaGlo™ •
 Excel-X™ (Simulated Wood) •
 24-Hour Filtration •
 Freeze Protection •
 Vital Energy Insulation System •
 Steel Frame •
 Perma-Shield™ Bottom Pan •
 Premier Styled Cover •

Options:
 Vita Tunes •
 Champagne Air/VitaAroma™ •
 (includes 10 air jets) •
 CleanZone™ •
 Circ Pump •

Product lineup | 500 series



Shown with optional Vita Tunes, Champagne Air and VitaRoma™.



Shown with optional Vita Tunes, Champagne Air and VitaRoma™.



Envie

Seating: 6 Occupants
 Size (LxWxH): 92" x 92" x 38" 234 x 234 x 96.5 cm
 Weight Dry /Wet: 979 / 4275 lbs. 444 / 1986 kg
 Gals/Liters: 425 / 1608
 Pumps: Pump 1 3.0Hp/5.9bHp, 240V, 2Sp
 Pump 2 3.0Hp/5.9bHp, 240V, 1Sp
 Voltage/Amps: 240V/40A/60A
 Jets: 54

Aurora Cascade Water Feature 2
 Stainless Steel Jets
 AquaGlo™
 Excel-X™ (Simulated Wood)
 Freeze Protection
 Vital Energy Insulation System
 Steel Frame
 Perma-Shield™ Bottom Pan
 Premier Styled Cover

Options:
 Champagne Air/VitAroma™ (includes 10 air jets)
 Circ Pump
 CleanZone™
 Vita Tunes
 CleanZone™ II UV Sanitization

Product lineup | 500 series

Grand

Seating: 6-7 Occupants
 Size (LxWxH): 92" x 92" x 38" 234 x 234 x 96.5 cm
 Weight Dry /Wet: 962 / 4135 lbs. 436 / 1875 kg
 Gals/Liters: 380 / 1438
 Pumps: Pump 1 3.0Hp/5.9bHp, 240V, 2Sp
 Pump 2 3.0Hp/5.9bHp, 240V, 1Sp
 Voltage/Amps: 240V/40A/60A
 Jets: 53

Aurora Cascade Water Feature 2
 Stainless Steel Jets
 AquaGlo™
 Excel-X™ (Simulated Wood)
 Freeze Protection
 Vital Energy Insulation System
 Steel Frame
 Perma-Shield™ Bottom Pan
 Premier Styled Cover

Options:
 Champagne Air/VitAroma™ (includes 10 air jets)
 Circ Pump
 CleanZone™
 Vita Tunes
 CleanZone™ II UV Sanitization



Shown with optional Vita Tunes, Champagne Air and VitaRoma™.





Prestige

Seating: 6 Occupants
Size (LxWxH): 83" x 83" x 38" 211 x 211 x 96.5 cm
Weight Dry/Wet: 868 / 3857 lbs. 393 / 1749 kg
Gals/Liters: 358 / 1355
Pumps: Pump 1 3.0Hp/5.9bHp, 240V, 2Sp
Pump 2 3.0Hp/5.9bHp, 240V, 1Sp
Voltage/Amps: 240V/40A/60A
Jets: 52

Aurora Cascade Water Feature 2
Stainless Steel Jets
AquaGlo™
Excel-X™ (Simulated Wood)
Freeze Protection
Vital Energy Insulation System
Steel Frame
Perma-Shield™ Bottom Pan
Premier Styled Cover

Options:
Champagne Air/VitAroma™ (includes 10 air jets)
Circ Pump
CleanZone™
Vita Tunes
CleanZone™ II UV Sanitization

Shown with optional Vita Tunes, Champagne Air and VitaRoma™.

Monarque

Seating: 6-7 Occupants
Size (LxWxH): 83" x 83" x 38" 211 x 211 x 96.5 cm
Weight Dry/Wet: 870 / 3308 lbs. 394 / 1500 kg
Gals/Liters: 292 / 1105
Pumps: Pump 1 3.0Hp/5.9bHp, 240V, 2Sp
Pump 2 3.0Hp/5.9bHp, 240V, 1Sp
Voltage/Amps: 240V/40A/60A
Jets: 49

Aurora Cascade Water Feature 2
Stainless Steel Jets
AquaGlo™
Excel-X™
Freeze Protection
Vital Energy Insulation System
Steel Frame
Perma-Shield™ Bottom Pan
Premier Styled Cover

Options:
Champagne Air/VitAroma™ (includes 10 air jets)
Circ Pump
CleanZone™
Vita Tunes
CleanZone™ II UV Sanitization



Shown with optional Vita Tunes, Champagne Air and VitaRoma™.



Shown with optional Vita Tunes, Champagne Air and VitaRoma™.

Elegant

Seating: 5 Occupants
 Size (LxWxH): 78.5" x 83" x 37" 200 x 211 x 94 cm
 Weight Dry/Wet: 749 / 3370 lbs. 339 / 1528 kg
 Gals/Liters: 314 / 1188
 Pumps: Pump 1 2.5Hp/4.8bHp, 240V, 2Sp
 Pump 2 2.5Hp/4.8bHp, 240V, 1Sp
 Voltage/Amps: 240V/40A/60A
 Jets: 39

Water Features:
 LED Interior Light
 Excel-X™
 Freeze Protection
 Vital Energy Insulation System
 Perma-Shield™ Bottom
 Premier Styled Cover
 Stainless Steel Jets

Options:
 • Champagne Air/VitaRoma™
 • (includes 10 air jets)
 • Circ Pump (220V only)
 • CleanZone™
 • Vita Tunes

Intrigue

Seating: 5 Occupants
 Size (LxWxH): 78.5" x 83" x 37" 200 x 211 x 94 cm
 Weight Dry/Wet: 749 / 3370 lbs. 339 / 1528 kg
 Gals/Liters: 314 / 1188
 Pumps: Pump 1 3.0Hp/5.9bHp, 240V, 2Sp
 Voltage/Amps: 240V/40A/50A
 Jets: 33

Water Features:
 LED Interior Light
 Excel-X™ (Simulated Wood)
 Freeze Protection
 Vital Energy Insulation System
 Perma-Shield™ Bottom
 Premier Styled Cover
 Stainless Steel Jets

Options:
 • Champagne Air/VitaRoma™
 • (includes 10 air jets)
 • Circ Pump (220V only)
 • CleanZone™
 • Vita Tunes



Shown with optional Vita Tunes.

Product lineup | 300 series

Cirque



Seating: 5 Occupants
 Size (LxWxH): 81" diameter x 35" 205 x 89 cm
 Weight Dry/Wet: 575 / 2555 lbs. 260 / 1158 kg
 Gals/Liters: 240 / 908
 Pumps: Pump 1 1.5Hp/2.8bHp, 240V, 2Sp
 Voltage/Amps: 240V/30A/50A
 Jets: 16

Water Features
 LED Interior Light
 Excel-X™ (Simulated Wood)
 Freeze Protection
 Vital Energy Insulation System
 Steel Frame
 Perma-Shield™ Bottom
 Premier Styled Cover
 Stainless Steel Jets

Options:
 CleanZone™

Duet

Seating: 2 Occupants
 Size (LxWxH): 84" x 48" x 30" 214 x 122 x 73 cm
 Weight Dry/Wet: 396 / 1364 lbs. 179 / 618 kg
 Gals/Liters: 116 / 439
 Pumps: Pump 1 1.0Hp/2.0bHp, 115V, 2Sp
 Voltage/Amps: 120V/15A
 Jets: 15

LED Interior Light
 Excel-X™ (Simulated Wood)
 Freeze Protection
 Vital Energy Insulation System
 Perma-Shield™ Bottom
 Premier Styled Cover
 15foot GFCI Cord

Options:
 CleanZone™
 Stainless Steel Jets



Amour

Seating: 2 Occupants
 Size (LxWxH): 78" x 66.5" x 30" 198 x 169 x 76 cm
 Weight Dry/Wet: 469 / 1638 lbs. 212 / 742 kg
 Gals/Liters: 140 / 529
 Pumps: Pump 1 2.5Hp/4.8bHp, 240V, 2Sp
 Voltage/Amps: 240V/40A/50A
 Jets: 23

LED Interior Light
 Excel-X™ (Simulated Wood)
 Freeze Protection
 Vital Energy Insulation System
 Perma-Shield™ Bottom
 Premier Styled Cover
 Stainless Steel Jets

Options:
 Champagne Air/VitAroma™
 (includes 10 air jets)
 CleanZone™





Image

Seating: 4 Occupants
 Size (LxWxH): 82" x 69" x 32" 208 x 175 x 81 cm
 Weight Dry/Wet: 540 / 2660 lbs. 245 / 1207 kg
 Gals/Liters: 265 / 1003
 Pumps: Pump 1 1.0Hp, 115V, 2Sp
 Voltage/Amps: 120V/15A
 GFCI Cord 15 feet long
 Jets: 22

Thermo-Plastic Siding •
 Freeze Protection •
 Vital Energy Insulation System •
 Premier Styled Cover •
 Stainless Steel Jets •



Product lineup | 100 series

100 Series Cabinets

Thermo-Plastic Siding

Ecologically friendly, high impact resistant, with the real wood grain pattern, doesn't weather or stain, and is virtually maintenance free.



Color Combinations

100 Series models are available in two color combinations:



Option 1 = Silver Marble/Gray.

Option 2 = Sahara/Mocha.

Forte

Seating: 4 Occupants
 Size (LxWxH): 80" x 72" x 29" 203 x 182 x 74 cm
 Weight Dry/Wet: 445 / 2550 lbs. 202 / 1157 kg
 Gals/Liters: 255 / 965
 Pumps: Pump 1 1.0Hp, 115V, 2Sp
 Voltage/Amps: 120V/15A
 GFCI Cord 15 Feet Long
 Jets: 22

- Thermo-Plastic Siding •
- Freeze Protection •
- Vital Energy Insulation System •
- Premier Styled Cover •
- Stainless Steel Jets •



Voeux

Seating: 5 Occupants
 Size (LxWxH): 84 x 74" x 34" 210 x 188 x 86 cm
 Weight Dry/Wet: 495 / 2890 lbs. 225 / 1310 kg
 Gals/Liters: 290 / 1098
 Pumps: Pump 1 1.0Hp, 115V, 2Sp
 Voltage/Amps: 120V/15A
 GFCI Cord 15 Feet Long
 Jets: 27

- Thermo-Plastic Siding •
- Freeze Protection •
- Vital Energy Insulation System •
- Premier Styled Cover •
- Stainless Steel Jets •







Satisfaction

You've made the right choice

At Vita Spa, we pursue perfection in all that we create.

The focus of everything we do at Vita Spa is on You. The full and complete satisfaction of our customers is our objective and the result is evident in every spa that we produce. When you purchase a Vita Spa, you can be sure you've made one of the smartest and most worthwhile purchases possible. For over four decades, we have been at the forefront of the hydrotherapy industry in innovation and technology and our spas are rated amongst the best in the world.

Vita Spas can be found in more than 50 countries internationally. Your well being, peace of mind, and ultimately, your stress free ownership, are our objectives.



Best of Class
Spasandhottubs.com
is an independent
organization which
rates spas.

Five star rating from
poolandspa.com

Lifetime Insulation Warranty

The insulation system in your new Vita Spa hot tub is warranted to maintain the same insulation value as it had at the time it was manufactured. The high R value, appliance grade construction will allow a technician to service the entire spa and bring it back to factory specifications at home, for the lifetime you own your spa. As you enjoy your spa over the years you'll feel secure knowing it can be maintained at the same high level of efficiency as the day it was made.



Superior Sound

Vita Tunes

Our thoughtful amenities and superior options provide a level of luxury and pleasure for every sense. Starting with our optional Vita Tunes. This MP3/Bluetooth Music System is both waterproof and corrosion resistant, our speakers boast a crisp, clear sound for true music fidelity.



Bluetooth Technology

State of the art Bluetooth technology puts the music at your fingertips. Enjoy your favorite artists and playlists anytime with this easy to use music system. Simply sync any Bluetooth compatible device, slip in to the soothing waters and enjoy.



AquaGlo™

Immerse yourself in peaceful warm water and enjoy the relaxing light of AquaGlo™. Let the flow of water cascades around you while a brilliant exhibition of lighting features relax and rejuvenate. This feeling is called chromatherapy. AquaGlo™ is a combination of water and light enhancements that truly differentiate the 700 & 500 series from an average spa. The following features are all components of AquaGlo™.



Illuminated Controls

Diverter valves and air controls are illuminated for easy use in dim lighting situations.



Standard on 700 and 500 Series

Aurora Cascades

Once only available as an option, this feature is now a standard feature on most 700 and 500 Series spas. A true laminar stream of water rises above the water's surface providing a soothing visual and sound effect. The water stream is back lighted for further visual enhancement.

Lighted Cup Holders

A comforting dip in a hot tub accompanied by a glass of your favorite beverage is the perfect combination and now, with Vita Spa's lighted glass holders, you will never forget where you set your drink.



xStream™

Swim Spas

The new xStream™ uses flowing streams of water to create a home environment ideal for fitness, relaxation, hydrotherapy and spending time with loved ones.

xStream™ combines the best aspects of swimming pools, hot tubs and home gyms. Whether it's to shape your body, soothe your soul or transform your backyard into an oasis of tranquility, xStream™ is the ultimate warm water fitness experience.





Toning and Sculpting

Your xStream™ can be equipped with an aquatic exercise equipment package that features modern resistance band technology. Attach the resistance bands to the connector rings on the xStream™ to perform a complete toning program. Whether you are looking to tone, strength train or add muscle mass, the xStream™ will maximize your results through efficient heat dissipation and the comfortable warm water environment.



Swim Training

Swimming has long been known as the ultimate zero-impact exercise and is widely prescribed by physicians for their patients who want to get in shape or tone their body. xStream employs an impressive water propulsion system that works in concert with its open floor plan design. The observation seats and well marked swim lanes provide the optimum swim training center for your entire family.





Aerobic Training

A wide variety of aerobic exercises are possible in a xStream™. Aqua jogging is especially effective as the deep water neutralizes the effects of gravity while increasing resistance for an amazing low impact workout. In addition, fitness experts recommend a warm water fitness regime to maximize weight loss.



Flow and Jet Power

Six strategically placed PowerSwim™ jets provide variable levels of intensity to match the users' ability levels and resistance requirements. Deep water jets create a complete resistance pattern that ensures a smooth stream of water throughout the depth of the xStream™ making swimming and aqua-jogging a pleasure.

Swimmers receive additional benefit from the lower PowerSwim™ jets which propel water in an upward and outward angle that provides "lift" as well as flow. These same jets provide resistance to aqua-joggers lower legs making every workout more effective.



XSR



Seating: 7

Size (LxWxH):

144" x 90" x 50"

366 x 228 x 127 cm

Weight Dry/Wet:

2200 / 10200 lbs.

998 / 4627 kg

Gals/Liters:

1000 / 3785

Pumps:

Pump 1 6.0bHp, 2Sp

Pump 2 6.0bHp, 2Sp

Pump 3 6.0bHp, 2Sp

Jets:

70 Hydrotherapy Jets

6 Turbo stainless steel swim jets

4 Aurora Cascade Water Features

Options

- CleanZone™
- CleanZone™ II
- Vita Tunes

RL4



Seating: 3

Size (LxWxH):

168" x 90" x 50"

427 x 228 x 127 cm

Weight Dry/Wet:

2500 / 12900 lbs.

1134 / 5851 kg

Gals/Liters:

1300 / 4921

Pumps:

Pump 1 6.0bHp, 2Sp

Pump 2 6.0bHp, 2Sp

Jets:

19 Hydrotherapy Jets

4 Turbo stainless steel swim jets

6 Aurora Cascade Water Features

Options

- CleanZone™
- CleanZone™ II
- Vita Tunes

XSP



Seating: 2 spa seats	Weight Dry/Wet: 3000 / 15,800 lbs. 1361 / 7167 kg	Pumps: Pump 1 6.0bHp, 2Sp Pump 2 6.0bHp, 2Sp Pump 3 6.0bHp, 2Sp	Jets: 30 Hydrotherapy jets 6 Turbo stainless steel swim jets 6 Aurora Cascade Water Features
Size (LxWxH): 198" x 90" x 53" 501 x 228 x 135 cm	Gals/Liters: 1600 / 5956		Options • CleanZone™ • CleanZone™ II • Vita Tunes

XSD



Seating: 2 spa seats	Weight Dry/Wet: 3000 / 15,800 lbs. 1361 / 7161 kg	Pumps: Pump 1 6.0bHp, 2Sp Pump 2 6.0bHp, 2Sp Pump 3 6.0bHp, 2Sp	Jets: 30 Hydrotherapy jets 6 Turbo stainless steel swim jets 6 Aurora Cascade Water Features
Size (LxWxH): 198" x 90" x 53" 501 x 228 x 135 cm	Gals/Liters: 1500 / 5678 (swim area) 100/378 (spa)	(spa) Pump 4 6.0bHp, 2Sp	Options • CleanZone™ • CleanZone™ II • Vita Tunes



Model features and options

700 series Model	Mystique	Rendezvous	Cabaret	Nuage	Chateau	Fontaine
WiFi Connectivity	•	•	•	•	•	•
24-Hour Filtration (Circ Pump)	•	•	•	•	•	
AquaGlo™	•	•	•	•	•	•
CleanZone™	•	•	•	•	•	•
Excel-X™ (Simulated Wood)	•	•	•	•	•	•
Freeze Protection	•	•	•	•	•	•
Vital Energy Insulation System™	•	•	•	•	•	•
Steel Frame	•	•	•	•	•	•
Jets	57	73	56	48	45	51
No Blame™ Heater	•	•	•	•	•	•
Perma-Shield™ Bottom Pan	•	•	•	•	•	•
Premier Styled Cover	•	•	•	•	•	•
SenFlo™(Foot &Wrist Massage)	•	•	•	•	•	•
Water features	2	2	2	2	2	4
Champagne Air	•	Opt	Opt	Opt	Opt	
Symphonic Wave Seat	Opt	Opt				
Third Pump	•	•				•
VitAroma™/Aromatherapy	•	•	•	•	•	
Vita Tunes	Opt	Opt	Opt	Opt	Opt	Opt
Stainless Steel Jets	•	•	•	•	•	•
CleanZone™ II UV Sanitization	Opt	Opt	Opt	Opt	Opt	Opt

300 series Model	Elegant	Intrigue	Amour	Duet	Cirque
Excel-X™ (Simulated Wood)	•	•	•	•	•
Freeze Protection	•	•	•	•	•
Vital Energy Insulation System	•	•	•	•	•
Jets	39	33	23	15	16
No Blame™ Heater	•	•	•	•	•
Perma-Shield™ Bottom	•	•	•	•	•
Premier Styled Cover	•	•	•	•	•
LED Interior Lights	•	•	•	•	•
CleanZone™	Opt	Opt	Opt	Opt	Opt
Water features	1	1			1
Vita Tunes	Opt	Opt			
VitAroma™ / Champagne Air	Opt	Opt	Opt		
Circ Pump	Opt	Opt			
Stainless Steel Jets	•	•	•	Opt	•





500 series Model	Joli	Envie	Grand	Prestige	Monarque	Trio
24-Hour Filtration (Circ Pump)	Opt	Opt	Opt	Opt	Opt	
AquaGlo™	•	•	•	•	•	•
CleanZone™	Opt	Opt	Opt	Opt	Opt	Opt
Excel-X™ (Simulated Wood)	•	•	•	•	•	•
Freeze Protection	•	•	•	•	•	•
Vital Energy Insulation System™	•	•	•	•	•	•
Steel Frame	•	•	•	•	•	•
Jets	44	54	53	52	49	19
No Blame™ Heater	•	•	•	•	•	•
Perma-Shield™ Bottom Pan	•	•	•	•	•	•
Premier Styled Cover	•	•	•	•	•	•
SenFlo™(Foot & Wrist Massage)	•	•	•	•	•	•
Water features	2	2	2	2	2	0
Champagne Air	Opt	Opt	Opt	Opt	Opt	Opt
VitAroma™/Aromatherapy	Opt	Opt	Opt	Opt	Opt	Opt
Vita Tunes	Opt	Opt	Opt	Opt	Opt	
Stainless Steel Jets	•	•	•	•	•	•
CleanZone™ II UV Sanitization		Opt	Opt	Opt	Opt	



100 series Model	Image	Forte	Voeux
Thermo-Plastic Siding	•	•	•
Freeze Protection	•	•	•
Vital Energy Insulation System	•	•	•
Jets	22	22	27
No Blame™ Heater	•	•	•
Premier Styled Cover	•	•	•
Stainless Steel Jets	•	•	•



25605 S. Arizona Ave. Chandler, AZ 85248 Tel: 800-VITA-SPA (848-2772) Fax: 954-374-9177
For dealer information call: 1-800-VITA-SPA (848-2772) or for outside of the USA 954.639.7855



© 2014 MAAX Spas Industries Corp. All rights reserved. Vita Spa is a trademark of MAAX Spas Industries Corp.
Specifications subject to change without notice.

Rev 022414
112322